



LEYDEN
HIGH SCHOOL DISTRICT 212

eSchoolPLUS Family App



Leyden students and parents/guardians can now access Home Access Center information on their mobile devices from a convenient app. The eSchoolPLUS Family app currently includes the following:

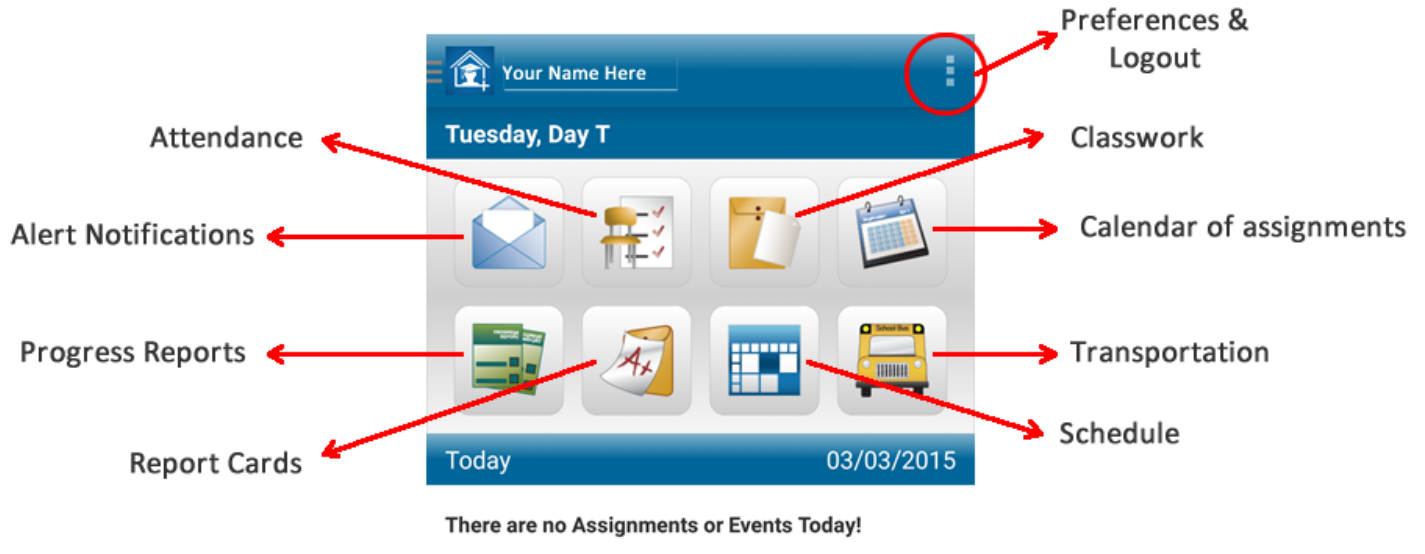


Table of Contents

[Where to Get the Free eSchoolPLUS Family App](#)

[How to Set Up the App](#)

[How to Log In](#)

[Select a Student](#)

[View Alert Notifications \(Currently for Parents/Guardians Only\)](#)

[Change Alert Subscriptions \(Currently for Parents/Guardians Only\)](#)

[View Attendance](#)

[View Assignment Calendar](#)

[View Classwork](#)

[View Schedule](#)

[View Progress Reports](#)

[View Report Cards](#)

[View Transportation Information](#)

[Navigation Menu](#)

[Email a Teacher](#)

[How to Change Your Email Address On File with the District](#)



LEYDEN
HIGH SCHOOL DISTRICT 212

eSchoolPLUS Family App

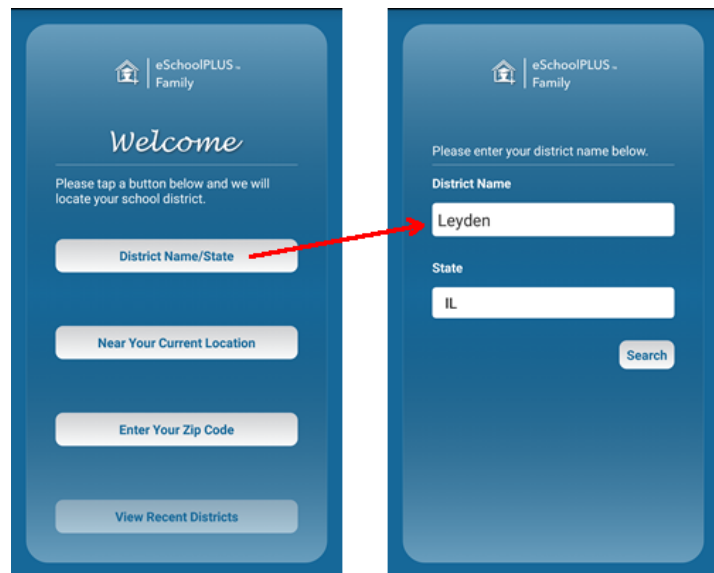


Where to Get the Free eSchoolPLUS Family App

- Android - from the [Google Play Store](#)
- iPad, iTouch, and iPhone - from the [iTunes App Store](#)
- Kindle Fire and Fire phones - from the [Amazon App Store](#)

How to Set Up the App

The first time you open the eSchoolPLUS Family App, you will need to select your district.



How to Log In

The username and password for Home Access Center and the eSchoolPLUS Family App are the same.

Select a Student

If you have access to multiple students, you can quickly switch the student in view.

1. Tap the student's name to display a list of the other students you can access.
2. Tap the student's name you want to display.

View Alert Notifications (Currently for Parents/Guardians Only)

Student alerts for attendance, classwork, progress reports, and report cards display as notifications within the app. Your subscriptions determine which alerts you will get.

1. Tap the **Notifications** icon. On the Notifications screen, unread notifications display in bold.
2. Tap a notification to view it.
3. Then:
 - a. To close the notification, tap Back. The notification is marked as read.
 - b. To delete the notification, tap Delete.



LEYDEN
HIGH SCHOOL DISTRICT 212

eSchoolPLUS Family App



Change Alert Subscriptions (Currently for Parents/Guardians Only)

Alert subscriptions can be changed from the **Preferences** screen of the app.

1. Tap the **Preferences & Logout** menu in the upper-right corner
2. Tap **Preferences**
3. For an alert, select the options for your subscription. In the **Receive Notification** field, select your preferred method of notification (None, Push Notification, Email, or Both).
4. On an iOS device, tap Done, then Save.

View Attendance

1. Tap the **Attendance** icon.
2. To move back or forward a month, use the arrow buttons above the calendar.
3. Tap a date to see attendance detail.
4. Tap **X** to close the day's attendance.

View Assignment Calendar

1. Tap the **Calendar** icon.
2. To move back or forward a month, use the arrow buttons above the calendar.
3. Tap a date to display the list of assignments below the calendar.
4. Tap an assignment to display more details.
5. To add the assignment to your device's calendar, tap **Add to Personal Calendar**.
6. Tap **X** to close an assignment.

View Classwork

1. Tap the **Calendar** icon.
2. Tap class to view.
3. To move back or forward a week, use the arrow buttons above the list of assignments.
4. Tap an assignment to view additional information.
5. To add it to your device's calendar, tap **Add to Personal Calendar**.
6. Tap **X** to close the assignment.
7. To select another class, tap device's Back button.

View Schedule

1. Tap the **Schedule** icon.
2. The schedule will default to the current day's schedule and the current class will be highlighted.
3. To view the full year's schedule, click the Year tab.



LEYDEN
HIGH SCHOOL DISTRICT 212

eSchoolPLUS Family App



View Progress Reports

1. Tap the **Progress Reports** icon.
2. The most recent progress report will display at the top.
3. Scroll down to see other progress reports denoted by the “Run” header.

View Report Cards

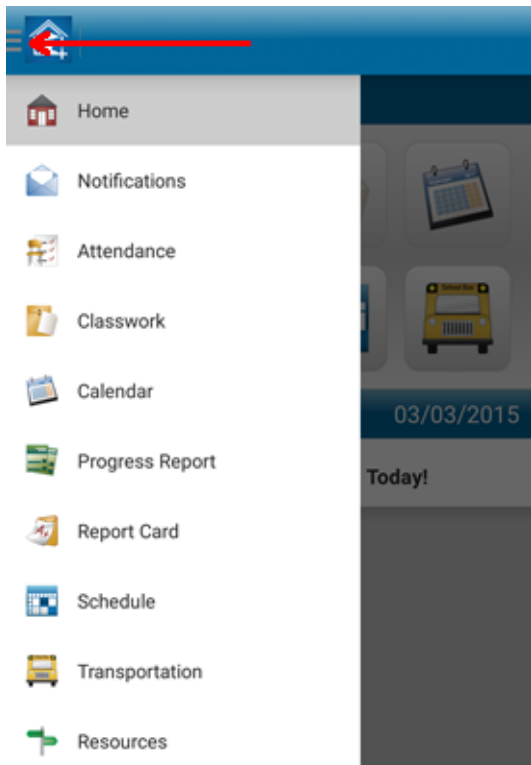
1. Tap the **Report Cards** icon.
2. The most recent report card will display at the top. (Note: The “TERM” grade is the grade that will show up on the student’s transcript.)
3. Scroll down to see other report cards denoted by the “Reporting Period” header.

View Transportation Information

1. Tap the **Transportation** icon.

Navigation Menu

You can quickly navigate between tools by clicking the navigation menu in the upper-left corner of the app.





LEYDEN
HIGH SCHOOL DISTRICT 212

eSchoolPLUS Family App



Email a Teacher

Any time you see a teacher's name, you can click on it to send an email from your device's default email application.

How to Change Your Email Address On File with the District (Parents/Guardians Only)

1. Tap the **Preferences & Logout** menu in the upper-right corner
2. Tap **Preferences**
3. Tap on the Email Address box
4. Enter/update your email address
5. Click Save